








Suggested List Prices - August 2005

SECTION ONE: PRODUCTS FOR THE LABORATORY MARKET

Analytical Balances						
Series	Model	Capacity	Readability	Pan Size	Draft Shield	Suggested List Price
	WAX Intelligent Full Graphic Display, Automatic Internal Calibration, Below Balance Weighing, Language Options					
	WAX 110	100 g	0.01 mg	3.4"	8.6"h	\$ 2,725.00
	WAX 60/220	60 / 220 g	0.01 / 0.1 mg	3.4"	8.6"h	\$ 3,075.00
	WAX 100	100 g	0.1 mg	4"	8.6"h	\$ 1,995.00
	WAX 160	160 g	0.1 mg	4"	8.6"h	\$ 2,095.00
	WAX 220	220 g	0.1 mg	4"	8.6"h	\$ 2,315.00
	WAS Intelligent Full Graphic Display, Automatic Internal Calibration, Below Balance Weighing, Language Options					
	WAS 60/X	60 g	0.1 mg	3.4"	7.1"h	\$ 1,541.00
	WAS 160/X	160 g	0.1 mg	3.4"	7.1"h	\$ 1,625.00
	WAS 220/X	220 g	0.1 mg	3.4"	7.1"h	\$ 1,791.00
High Precision Toploading Balances						
Series	Model	Capacity	Readability	Pan Size	Draft Shield	Suggested List Price
	WPS Large, Easy to Read LCD Display with Backlight, External Calibration, Below Balance Weighing,					
	WPS 110/C/1	110 g	0.001 g	5x5"	3"h	\$ 816.00
	WPS 210/C/1	210 g	0.001 g	5x5"	3"h	\$ 933.00
	WPS 360/C/1	360 g	0.001 g	5x5"	3"h	\$ 1,008.00
	WPS 510/C/1	510 g	0.001 g	5x5"	3"h	\$ 1,176.00
	Mark Vacuum Fluorescent Display, Below Balance Weighing					
	Mark 160	160 g	0.001 g	4.3"	2.2"h	\$ 885.00
	Mark 220	220 g	0.001 g	4.3"	2.2"h	\$ 950.00
	Mark 330	330 g	0.001 g	4.3"	2.2"h	\$ 1,025.00
	Mark 500	500 g	0.001 g	4.3"	2.2"h	\$ 1,250.00
	Ultra Mark Models Include Automatic Internal Calibration					
	Ultra Mark 500	500 g	0.001 g	4.3"	2.2"h	\$ 1,550.00
	Ultra Mark 1005	1000 g	0.001 g	4.3"	2.2"h	\$ 1,850.00
	WPX Intelligent Full Graphic Display, Automatic Internal Calibration, Below Balance Weighing, Language Options					
	WPX 250	250 g	0.001 g	5x5"	3"h	\$ 1,460.00
	WPX 450	450 g	0.001 g	5x5"	3"h	\$ 1,563.00
	WPX 650	650 g	0.001 g	5x5"	3"h	\$ 1,683.00








Suggested List Prices - August 2005

Precision Topping Balances Continued							
Series	Model	Capacity	Readability	Pan Size	Draft Shield	Suggested List Price	
 	Mark Vacuum Fluorescent Display, Below Balance Weighing						
	Mark 520	500 g	0.01 g	6.3"	N/A	\$	790.00
	Mark 1000	1000 g	0.01 g	6.3"	N/A	\$	890.00
	Mark 1700	1700 g	0.01 g	6.3"	N/A	\$	955.00
	Mark 2200	2200 g	0.01 g	6.3"	N/A	\$	995.00
	Mark 3100	3100 g	0.01 g	6.3"	N/A	\$	1,025.00
	Mark 3500	3500 g	0.01 g	6.3"	N/A	\$	1,195.00
	Mark 4100	4100 g	0.01 g	6.3"	N/A	\$	1,215.00
	Ultra Mark Models Include Automatic Internal Calibration						
Ultra Mark 4000	4000 g	0.01 g	6.3"	N/A	\$	1,690.00	
  NEW!	WPS Large, Easy to Read LCD Display with Backlight, External Calibration, Below Balance Weighing,						
	WPS 600/C/1	600 g	0.01 g	6.5x6.5"	N/A	\$	738.00
	WPS 1200/C/1	1200 g	0.01 g	6.5x6.5"	N/A	\$	850.00
	WPS 2100/C/1	2100 g	0.01 g	6.5x6.5"	N/A	\$	958.00
	WPS 3100/C/1	3100 g	0.01 g	6.5x6.5"	N/A	\$	996.00
	WPS 4000/C/1	4000 g	0.01 g	6.5x6.5"	N/A	\$	1,083.00
  NEW!	WPX Intelligent Full Graphic Display, Automatic Internal Calibration, Below Balance Weighing, Language Options						
	WPX 1500	1500 g	0.01 g	6.5x6.5"	N/A	\$	1,433.00
	WPX 2500	2500 g	0.01 g	6.5x6.5"	N/A	\$	1,466.00
	WPX 4500	4500 g	0.01 g	6.5x6.5"	N/A	\$	1,658.00
 	SSR Vacuum Fluorescent Display, Below Balance Weighing						
	SSR 200	200 g	0.01 g	6.3"	N/A	\$	550.00
	SSR 1200	1200 g	0.1 g	6.3"	N/A	\$	550.00
	SSR 6000	600 / 6000 g	0.1 / 1 g	6.3"	N/A	\$	560.00
	SSR 10000	1000 / 10000 g	0.1 / 1 g	7.7x6.9"	N/A	\$	620.00
 	Mark Vacuum Fluorescent Display, PQ models have a Rectangular Pan, Below Balance Weighing						
	Mark 3000	3000 g	0.1 g	6.3"	N/A	\$	680.00
	Mark 4500	4500 g	0.1 g	6.3"	N/A	\$	745.00
	Mark 4500PQ	4500 g	0.1 g	7.7x6.9"	N/A	\$	760.00
	Mark 6000	6000 g	0.1 g	6.3"	N/A	\$	785.00
	Mark 6500PQ	6500 g	0.1 g	7.7x6.9"	N/A	\$	850.00
	Mark 8000PQ	8000 g	0.1 g	7.7x6.9"	N/A	\$	950.00
 	Mark Vacuum Fluorescent Display, Below Balance Weighing						
	Mark K12	12000 g	0.1 g	12.6x8.3"	N/A	\$	1,600.00
	Mark K16	16000 g	0.1 g	12.6x8.3"	N/A	\$	1,825.00
	Mark K20.1	20000 g	0.1 g	12.6x8.3"	N/A	\$	2,100.00
	Mark K30.1	30000 g	0.1 g	12.6x8.3"	N/A	\$	2,750.00
	Mark 4516	4500/16000 g	0.1 / 1 g	12.6x8.3"	N/A	\$	1,350.00
	Mark 4520	4500/20000 g	0.1 / 1 g	12.6x8.3"	N/A	\$	1,425.00
	Mark 4530	4500/30000 g	0.1 / 1 g	12.6x8.3"	N/A	\$	1,600.00
	Mark KL15	15000 g	1 g	12.6x8.3"	N/A	\$	915.00
	Mark KL20	20000 g	1 g	12.6x8.3"	N/A	\$	985.00
	Mark KL30	30000 g	1 g	12.6x8.3"	N/A	\$	1,150.00



Suggested List Prices - August 2005

Precision Toploading Balances Continued							
Series	Model	Capacity	Readability	Pan Size	Draft Shield	Suggested List Price	
	NJW Backlit LCD Display, Counting						
	NJW-300	300 g / 0.6 lb / 10.5 oz	0.01 g / 0.00005 lb / 0.005 oz	4.33"	N/A	\$	360.00
	NJW-600	600 g / 1.32 lb / 21.1 oz	0.02 g / 0.0001 lb / 0.001 oz	4.33"	N/A	\$	385.00
	NJW-1500	1500 g / 3.3 lb / 52.8 oz	0.05 g / 0.0002 lb / 0.002 oz	5.5X6.7"	N/A	\$	385.00
	NJW-3000	3000 g / 6.6 lb / 105 oz	0.1 g / 0.0005 lb / 0.005 oz	5.5X6.7"	N/A	\$	385.00
	JW High Accuracy Counting, Backlit LCD Display, 24 Bit Processor, 1,000,000 Internal Divisions						
	JW-250	250 g / 0.55 lb / 8.8 oz	0.005 g / 0.00002 lb / 0.0005 oz	4.33"	N/A	\$	405.00
	JW-500	500 g / 1.1 lb / 17.5 oz	0.01 g / 0.00005 lb / 0.001 oz	4.33"	N/A	\$	405.00
	JW-1000	1000 g / 2.2 lb / 35 oz	0.02 g / 0.001 lb / 0.002 oz	4.33"	N/A	\$	405.00
	JW-2500	2500 g / 5.5 lb / 88 oz	0.05 g / 0.002 lb / 0.005 oz	5.5X6.7"	N/A	\$	405.00
	HGS All Stainless Steel Construction, Corrosion Resistant, Backlit LCD Display, 30,000 Divisions, Counting, %						
	HGS-300	300 g / 0.65 lb	0.01 g / 0.00005 lb / 0.0005 oz	5.9"	N/A	\$	515.00
	HGS-600	600 g / 1.32 lb	0.02 g / 0.0001 lb / 0.001 oz	5.9"	N/A	\$	515.00
	HGS-1500	1500 g / 3.3 lb	0.05 g / 0.0002 lb / 0.002 oz	8.26x8.26"	N/A	\$	515.00
	HGS-3000	3000 g / 6.6 lb	0.1 g / 0.0005 lb / 0.005 oz	8.26x8.26"	N/A	\$	515.00
	HGS-6000	6000 g / 13.1 lb	0.2 g / 0.001 lb / 0.01 oz	8.26x8.26"	N/A	\$	540.00
	HGS-15K	15000 g / 33 lb	0.5 g / 0.002 lb / 0.02 oz	8.26x8.26"	N/A	\$	540.00
	HGM LCD Display, High Precision, 20,000 Divisions, Counting						
	HGM-2000	2000 g / 4.4 lb	0.1 g / 0.0002 lb / 0.005 oz	9.84x8.26"	N/A	\$	475.00
	HGM-4000	4000 g / 8.8 lb	0.2 g / 0.0005 lb / 0.01 oz	9.84x8.26"	N/A	\$	475.00
	HGM-10K	10000 g / 22 lb	0.5 g / 0.001 lb / 0.02 oz	9.84x8.26"	N/A	\$	475.00
	HGM-20K	20 kg / 44 lb	0.001 kg / 0.002 lb / 0.05 oz	9.84x8.26"	N/A	\$	475.00
Moisture Analysis Balances							
Series	Model	Capacity	Readability	Pan Size	Draft Shield	Suggested List Price	
	WPS Intelligent Full Graphic Display, Automatic Internal Calibration, Four Manual or Automatic Drying Profiles						
	WPS 50SX	50 g	0.001 g	3.5"	N/A	\$	3,250.00
		Available in 0.0001 g readability				\$	3,350.00
	WPS Large, Easy to Read LED Display with Backlight						
	WPS 30S	30 g	0.001 g	3.5"	N/A	\$	1,886.00
	WPS 110S	110 g	0.001 g	3.5"	N/A	\$	2,100.00
	WPS 210S	210 g	0.001 g	3.5"	N/A	\$	2,430.00



Suggested List Prices - August 2005

SECTION TWO: PRODUCTS FOR INDUSTRIAL MARKETS

Precision Scales							
Series	Model	Capacity	Readability	Pan Size	Div	Suggested List Price	
	NJW Backlit LCD Display, Counting						
	NJW-300	300 g / 0.6 lb / 10.5 oz	0.01 g / 0.00005 lb / 0.005 oz	4.33"	30000	\$	360.00
	NJW-600	600 g / 1.32 lb / 21.1 oz	0.02 g / 0.0001 lb / 0.001 oz	4.33"	30000	\$	385.00
	NJW-1500	1500 g / 3.3 lb / 52.8 oz	0.05 g / 0.0002 lb / 0.002 oz	5.5X6.7"	30000	\$	385.00
	NJW-3000	3000 g / 6.6 lb / 105 oz	0.1 g / 0.0005 lb / 0.005 oz	5.5X6.7"	30000	\$	385.00
	JW High Accuracy Counting, Backlit LCD Display, 24 Bit Processor, 1,000,000 Internal Divisions						
	JW-250	250 g / 0.55 lb / 8.8 oz	0.005 g / 0.00002 lb / 0.0005 oz	4.33"	50000	\$	405.00
	JW-500	500 g / 1.1 lb / 17.5 oz	0.01 g / 0.00005 lb / 0.001 oz	4.33"	50000	\$	405.00
	JW-1000	1000 g / 2.2 lb / 35 oz	0.02 g / 0.001 lb / 0.002 oz	4.33"	50000	\$	405.00
	JW-2500	2500 g / 5.5 lb / 88 oz	0.05 g / 0.002 lb / 0.005 oz	5.5X6.7"	50000	\$	405.00
	HGS All Stainless Steel Construction, Corrosion Resistant, Backlit LCD Display, 30,000 Divisions, Counting, %						
	HGS-300	300 g / 0.65 lb	0.01 g / 0.00005 lb / 0.0005 oz	5.9"	30000	\$	515.00
	HGS-600	600 g / 1.32 lb	0.02 g / 0.0001 lb / 0.001 oz	5.9"	30000	\$	515.00
	HGS-1500	1500 g / 3.3 lb	0.05 g / 0.0002 lb / 0.002 oz	8.26x8.26"	30000	\$	515.00
	HGS-3000	3000 g / 6.6 lb	0.1 g / 0.0005 lb / 0.005 oz	8.26x8.26"	30000	\$	515.00
	HGS-6000	6000 g / 13.1 lb	0.2 g / 0.001 lb / 0.01 oz	8.26x8.26"	30000	\$	540.00
HGS-15K	15000 g / 33 lb	0.5 g / 0.002 lb / 0.02 oz	8.26x8.26"	30000	\$	540.00	
Toploading Scales							
Series	Model	Capacity	Readability	Pan Size	Div	Suggested List Price	
	HGM LCD Display, High Precision, 20,000 Divisions, Counting						
	HGM-2000	2000 g / 4.4 lb	0.1 g / 0.0002 lb / 0.005 oz	9.84x8.26"	20000	\$	475.00
	HGM-4000	4000 g / 8.8 lb	0.2 g / 0.0005 lb / 0.01 oz	9.84x8.26"	20000	\$	475.00
	HGM-10K	10000 g / 22 lb	0.5 g / 0.001 lb / 0.02 oz	9.84x8.26"	20000	\$	475.00
	HGM-20K	20 kg / 44 lb	0.001 kg / 0.002 lb / 0.05 oz	9.84x8.26"	20000	\$	475.00
	OM Heavy Duty, Large Display, 6000 Divisions						
	OM-3000	3000 g / 6.6 lb	0.5 g / 0.001 lb / 0.02 oz	11.8x9.6"	6000	\$	320.00
	OM-6000	6000 g / 13.2 lb	1 g / 0.002 lb / 0.05 oz	11.8x9.6"	6000	\$	320.00
	OM-12K	12 kg / 26 lb	0.002 kg / 0.005 lb / 0.1 oz	11.8x9.6"	6000	\$	320.00
	OM-30K	30 kg / 66 lb	0.005 kg / 0.01 lb / 0.2 oz	11.8x9.6"	6000	\$	320.00
	XM Portion Weigher, Large Display, Rugged, 6000 Divisions						
	XM-3000	3000 g / 6.6 lb	0.5 g / 0.001 lb / 0.02 oz	9.84x8.46"	6000	\$	205.00
	XM-6000	6000 g / 13.2 lb	1 g / 0.002 lb / 0.05 oz	9.84x8.46"	6000	\$	205.00
	XM-15K	15 kg / 33 lb	0.002 kg / 0.005 lb / 0.1 oz	9.84x8.46"	6000	\$	205.00
	XM-30K	30 kg / 66 lb	0.005 kg / 0.01 lb / 0.2 oz	9.84x8.46"	6000	\$	205.00



Suggested List Prices - August 2005

Topping Scales Continued							
Series	Model	Capacity	Readability	Pan Size	Div	Suggested List Price	
	GS All Stainless Steel Construction, Heavy Duty, LCD Display, Portion Weigher						
	GS-1200	1200 g / 2.64 lb	0.2 g / 0.0005 lb / 0.01 oz	8.25x8.25"	6000	\$	355.00
	GS-3000	3000 g / 6.6 lb	0.5 g / 0.001 lb / 0.02 oz	8.25x8.25"	6000	\$	355.00
	GS-6000	6000 g / 13.2 lb	1g / 0.002 lb / 0.05 oz	8.25x8.25"	6000	\$	355.00
	GS-12K	12 kg / 26.4 lb	0.002 kg / 0.005 lb / 0.1 oz	8.25x8.25"	6000	\$	355.00
	DW UL Approved Portion Weigher / Checkweigher, Washdown						
	DW-3000E	3000 g / 6 lb	1 g / 0.002 lb / 0.05 oz	9.84x8.46"	3000	\$	335.00
	DW-6000E	6000 g / 12 lb	2 g / 0.005 lb / 0.1 oz	9.84x8.46"	3000	\$	335.00
	DW-15KE	15 kg / 33 lb	0.005 kg / 0.01 lb / 0.2 oz	9.84x8.46"	3000	\$	335.00
	DW-30KE	30 kg / 66 lb	0.01 kg / 0.02 lb / 0.5 oz	9.84x8.46"	3000	\$	335.00
	TDW Washdown Checkweigher, Ultra Fast, Small Footprint, LED Display						
	TDW-3000	3000 g / 6 lb	1 g / 0.001 lb / 0.02 oz	8x6.7"	3000/6000	\$	241.00
	TDW-6000	6000 g / 12 lb	1 g / 0.002 lb / 0.05 oz	8x6.7"	6000	\$	241.00
	Additional Rechargeable Battery Pack						\$
	DM Large Display, Portion Weigher, Washdown (except DM-1100 & DM-11K)						
	DM-1100	1100 g / 38 oz	0.1 g / 0.005 oz	9.84x8.46"	11000	\$	310.00
	DM-3000	3000 g / 6 lb	1 g / 0.002 lb / 0.05 oz	9.84x8.46"	3000	\$	275.00
	DM-11K	11 kg / 24 lb	0.001 kg / 0.002 lb / 0.05 oz	9.84x8.46"	11000	\$	310.00
	DM-6000	6000 g / 12 lb	2 g / 0.005 lb / 0.1 oz	9.84x8.46"	3000	\$	275.00
	DM-15K	15 kg / 33 lb	0.005 kg / 0.01 lb / 0.2 oz	9.84x8.46"	3000	\$	275.00
	DM-30K	30 kg / 66 lb	0.01 kg / 0.02 lb / 0.5 oz	9.84x8.46"	3000	\$	275.00
	AM Bench Portion Weigher, NTEP Approved, Large Display, High Capacity						
	AM-3000	3000 g / 6 lb	1 g / 0.002 lb	11.8x9.6"	3000	\$	295.00
	AM-6000	6000 g / 12 lb	2 g / 0.005 lb	11.8x9.6"	3000	\$	295.00
	AM-15K	15 kg / 30 lb	0.005 kg / 0.01 lb	11.8x9.6"	3000	\$	295.00
	AM-30K	30 kg / 60 lb	0.01 kg / 0.02 lb	11.8x9.6"	3000	\$	295.00
Optional All Stainless Steel Pan							13.7x11.1"
	MM/SC Compact, Portable, Quality Control						
	SC-600	600 g / 21 oz / % / Count	0.1 g / 0.005 oz	6.25x5"	6000	\$	140.00
	MM-1200	1200 g / 2 lb : 10 oz	0.2 g / 0.01 oz	8x5.1"	6000	\$	140.00
	MM-3000	3000 g / 6 lb : 9.98 oz	0.5 g / 0.02 oz	8x5.1"	6000	\$	140.00
	MM-6000	6000 g / 13 lb : 3.95 oz	1 g / 0.05 oz	8x5.1"	6000	\$	140.00
	Mark Vacuum Fluorescent Display, Below Balance Weighing, Rugged						
	Mark K12	12000 g	0.1 g	12.6x8.3"	N/A	\$	1,600.00
	Mark K16	16000 g	0.1 g	12.6x8.3"	N/A	\$	1,825.00
	Mark K20.1	20000 g	0.1 g	12.6x8.3"	N/A	\$	2,100.00
	Mark K30.1	30000 g	0.1 g	12.6x8.3"	N/A	\$	2,750.00
	Mark 4516	4500/16000 g	0.1 / 1 g	12.6x8.3"	N/A	\$	1,350.00
	Mark 4520	4500/20000 g	0.1 / 1 g	12.6x8.3"	N/A	\$	1,425.00
	Mark 4530	4500/30000 g	0.1 / 1 g	12.6x8.3"	N/A	\$	1,600.00
	Mark KL15	15000 g	1 g	12.6x8.3"	N/A	\$	915.00
	Mark KL20	20000 g	1 g	12.6x8.3"	N/A	\$	985.00
	Mark KL30	30000 g	1 g	12.6x8.3"	N/A	\$	1,150.00










Suggested List Prices - August 2005

Moisture Analysis							
Series	Model	Capacity	Readability	Pan Size	Draft Shield	Suggested List Price	
	WPS Intelligent Full Graphic Display, Automatic Internal Calibration, Four Manual or Automatic Drying Profiles						
	 WPS 50SX	50 g	0.001 g	3.5"	N/A	\$	3,250.00
NEW!	Available in 0.0001 g readability						\$ 3,350.00
	WPS Large, Easy to Read LED Display with Backlight						
	 WPS 30S	30 g	0.001 g	3.5"	N/A	\$	1,886.00
	WPS 110S	110 g	0.001 g	3.5"	N/A	\$	2,100.00
	WPS 210S	210 g	0.001 g	3.5"	N/A	\$	2,430.00
Counting Scales							
Series	Model	Capacity	Readability	Pan Size	Div	Suggested List Price	
	JW High Accuracy Counting, Backlit LCD Display, 24 Bit Processor, 1,000,000 Internal Divisions						
	 JW-250	250 g / 0.55 lb / 8.8 oz	0.005 g / 0.00002 lb / 0.0005 oz	4.33"	50000	\$	405.00
	JW-500	500 g / 1.1 lb / 17.5 oz	0.01 g / 0.00005 lb / 0.001 oz	4.33"	50000	\$	405.00
	JW-1000	1000 g / 2.2 lb / 35 oz	0.02 g / 0.001 lb / 0.002 oz	4.33"	50000	\$	405.00
	JW-2500	2500 g / 5.5 lb / 88 oz	0.05 g / 0.002 lb / 0.005 oz	5.5X6.7"	50000	\$	405.00
	OAC 16 Bit Industrial Counting Scale, 200,000 Internal Divisions, Backlit Display, Portable, Economical						
	 OAC-1.2	2.4 lb	0.0002 lb	9.8x8.3"	12000	\$	470.00
	OAC-2.4	6 lb	0.0005 lb	9.8x8.3"	12000	\$	470.00
	OAC-6	12 lb	0.001 lb	11.8x9.6"	12000	\$	470.00
	OAC-12	24 lb	0.002 lb	13.3x11.1"	12000	\$	470.00
	OAC-24	60 lb	0.005 lb	13.3x11.1"	12000	\$	470.00
	SAC Triple Range High Precision Counting Scale, 24 Bit Processor, 1,000,000 Internal Divisions, Backlit Display						
	 SAC-7.5C	3 / 7.5 / 15 lb	0.0002 lb	13.6x9"	75000	\$	720.00
	SAC-15C	5 / 15 / 30 lb	0.0005 lb	13.6x9"	75000	\$	720.00
	SAC-30C	10 / 30 / 60 lb	0.001 lb	13.6x9"	60000	\$	720.00
	SAC-60C	30 / 75 / 150 lb	0.002 lb	13.6x9"	60000	\$	720.00
	PSC-1 16 Bit, 200,000 Internal Divisions, Large Display, Heavy Duty Construction						
	 PSC-1-60	120 lb	0.01 lb	11x13"	12000	\$	495.00
	PSC-2&3 16 Bit, 200,000 Internal Divisions, Large Display, Heavy Duty Construction						
	 PSC-2-24	60 lb	0.005 lb	13x17.7"	12000	\$	605.00
	PSC-2-60	120 lb	0.01 lb	13x17.7"	12000	\$	605.00
	PSC-2-120	240 lb	0.02 lb	13x17.7"	12000	\$	605.00
	PSC-3-60	120 lb	0.01 lb	16.5x20.5"	12000	\$	795.00
	PSC-3-120	240 lb	0.02 lb	16.5x20.5"	12000	\$	795.00
	PSC-3-240	600 lb	0.05 lb	16.5x20.5"	12000	\$	795.00
	5" Wheel Kit for PSC-3 Models	450 lb each wheel, 2 with brakes			12000	\$	200.00
							
							
Please Note: All Bel and Radwag manufactured balances include a counting function. See Section One: Laboratory Market for further details.							











Suggested List Prices - August 2005

Checkweighing Scales							
Series	Model	Capacity	Readability		Div	Suggested List Price	
	DW UL Approved Portion Weigher / Checkweigher, Washdown						
	DW-3000E	3000 g / 6 lb	1 g / 0.002 lb / 0.05 oz	9.84x8.46"	3000	\$	335.00
	DW-6000E	6000 g / 12 lb	2 g / 0.005 lb / 0.1 oz	9.84x8.46"	3000	\$	335.00
	DW-15KE	15 kg / 33 lb	0.005 kg / 0.01 lb / 0.2 oz	9.84x8.46"	3000	\$	335.00
	DW-30KE	30 kg / 66 lb	0.01 kg / 0.02 lb / 0.5 oz	9.84x8.46"	3000	\$	335.00
	IDW Washdown Checkweigher, Ultra Fast, Small Footprint, LED Display						
	TDW-3000	3000 g / 6 lb	1 g / 0.001 lb / 0.02 oz	8x6.7"	3000/6000	\$	241.00
	TDW-6000	6000 g / 12 lb	1 g / 0.002 lb / 0.05 oz	8x6.7"	6000	\$	241.00
	Additional Rechargeable Battery Pack						\$ 35.00
Digital Hanging Scales							
Series	Model	Capacity	Readability		Div	Suggested List Price	
	HS Non NTEP Simple, Digital Functionality, Lightweight, Easy to Use						
	HS-3000	3000 g / 6.6 lb	2 g / 0.005 lb / 0.1 oz		1500	\$	230.00
	HS-7500	7500 g / 16 lb	5 g / 0.01 lb / 0.2 oz		1500	\$	230.00
	HS-15K	15 kg / 32 lb	0.01 kg / 0.02 lb / 0.5 oz		1500	\$	230.00
	HS-30K	30 kg / 66 lb	0.02 kg / 0.05 lb / 1 oz		1500	\$	230.00
	Stainless Steel Hanging Scoop			12" Diam		\$	50.00
	HS NTEP						
	HS-6	2.7 kg / 6 lb	2 g / 0.005 lb		1200	\$	250.00
	HS-15	6.8 kg / 15 lb	0.005 kg / 0.01 lb		1500	\$	250.00
	HS-30	13.6 kg / 30 lb	0.01 kg / 0.02 lb		1500	\$	250.00
	Stainless Steel Hanging Scoop			12" Diam		\$	50.00
Bench & Platform Scales							
Series	Model	Capacity	Readability		Div	Suggested List Price	
	PS Washdown Stainless Steel						
	PS-3000	3000 g / 6.6 lb	0.5 g / 0.001 lb / 0.05 oz *		6000	\$	755.00
	PS-6000	6000 g / 13.2 lb	1 g / 0.002 lb / 0.05 oz		6000	\$	755.00
	PS-12K	12 kg / 26.4 lb	0.002 kg / 0.005 lb / 0.1 oz		6000	\$	755.00
	PS-30K	30 kg / 66 lb	0.005 kg / 0.01 lb / 0.2 oz		6000	\$	755.00
	*Also available in ounces only						
	All Models with Stainless Steel Load Cell Option - Special Order						\$ 846.00
	Platform Size: 11 x 13 x 3.7" (W x D x H)						
	APM NTEP Approved, Lightweight, Portable, Removable Indicator, Economical						
	APM-15	15 kg / 30 lb	0.005 kg / 0.01 lb		3000	\$	335.00
	APM-30	30 kg / 60 lb	0.01 kg / 0.02 lb		3000	\$	375.00
	APM-60	60 kg / 150 lb	0.02 kg / 0.05 lb		3000	\$	395.00
	APM-150	150 kg / 300 lb	0.05 kg / 0.1 lb		3000	\$	405.00
	Stainless Steel Pillar Kit Option						\$ 40.00
	Oxyweigher Option						\$ 100.00
	Platform Size: 11 x 13 x 4.13" (W x D x H)						
	PM Lightweight, Portable, Removable Indicator, Economical						
	PM-30	30 kg / 66 lb	0.01 kg / 0.02 lb / 0.5 oz		3000	\$	305.00
	PM-60	60 kg / 132 lb	0.02 kg / 0.05 lb / 1 oz		3000	\$	305.00
	PM-150	150 kg / 330 lb	0.05 kg / 0.1 lb / 2 oz		3000	\$	305.00
	Stainless Steel Pillar Kit Option						\$ 40.00
	Platform Size: 11 x 13 x 4.13" (W x D x H)						






Suggested List Prices - August 2005


Bench & Platform Scales Continued						
Series	Model	Capacity	Readability	Div	Suggested List Price	
	PD Heavy Duty, Backlight, Economical					
	PD-F75	75 kg / 165 lb	0.01 kg / 0.02 lb	7500	\$	575.00
	PD-F150	150 kg / 330 lb	0.02 kg / 0.05 lb	7500	\$	575.00
	PD-F300	300 kg / 660 lb	0.05 kg / 0.1 lb	6000	\$	575.00
	5" Wheel Kit	450 lb each wheel, 2 with brakes			\$	200.00
	Platform Size: 16.5 x 20.5 x 4.75" (W x D x H)					
	PD-XL150	150 kg / 330 lb	0.02 kg / 0.05 lb	7500	\$	916.00
	PD-XL300	300 kg / 660 lb	0.05 kg / 0.1 lb	6000	\$	941.00
	PD-XL600	600 kg / 1320 lb	0.1 kg / 0.2 lb	6000	\$	958.00
	5" Wheel Kit	450 lb each wheel, 2 with brakes			\$	200.00
Platform Size: 23.6 x 31.5 x 7" (W x D x H)						
	FS Washdown Stainless Steel, Large 2" Display					
	FS-60	60 kg / 132 lb	0.01 kg / 0.02 lb / 0.5 oz	6000	\$	935.00
	FS-150	150 kg / 330 lb	0.02 kg / 0.05 lb / 1 oz	7500	\$	935.00
	FS-300	300 kg / 660 lb	0.05 kg / 0.1 lb / 2 oz	6000	\$	935.00
	Stainless Steel 5" Wheel Kit	450 lb each wheel, 2 with brakes			\$	300.00
	All Models With Stainless Steel Hermetically Sealed Load Cell - Special Order					
Platform Size: 16.7 x 20.7 x 4.7" (W x D x H)						
	BM Large 2" Display, Heavy Duty					
	BM-30	30 kg / 66 lb	0.005 kg / 0.01 lb / 0.2 oz	6000	\$	575.00
	BM-60	60 kg / 132 lb	0.01 kg / 0.02 lb / 0.5 oz	6000	\$	575.00
	BM-150	150 kg / 330 lb	0.02 kg / 0.05 lb / 1 oz	7500	\$	575.00
Platform Size: 13 x 17.7 x 3.5" (W x D x H)						
	FM Large 2" Display, Heavy Duty					
	FM-60	60 kg / 132 lb	0.01 kg / 0.02 lb / 0.5 oz	6000	\$	775.00
	FM-150	150 kg / 330 lb	0.02 kg / 0.05 lb / 1 oz	7500	\$	775.00
	FM-300	300 kg / 660 lb	0.05 kg / 0.1 lb / 2 oz	6000	\$	775.00
	5" Wheel Kit	450 lb each wheel, 2 with brakes			\$	200.00
Platform Size: 16.5 x 20.5 x 4.72" (W x D x H)						
	LM Large 2" Display, Heavy Duty					
	LM-300	300 kg / 660 lb	0.05 kg / 0.1 lb / 2 oz	6000	\$	910.00
	LM-600	600 kg / 1320 lb	0.1 kg / 0.2 lb / 4 oz	6000	\$	910.00
	5" Wheel Kit	450 lb each wheel, 2 with brakes			\$	200.00
Platform Size: 19.7 x 23.6 x 4.72" (W x D x H)						
	UFM-B NTEP Approved, Large 2" Display, 3,000 Divisions					
	JFM-B30	60 lb / 30 kg	0.02 lb / 0.01 kg	3000	\$	595.00
	JFM-B60	150 lb / 60 kg	0.05 lb / 0.02 kg	3000	\$	595.00
	JFM-B150	300 lb / 150 kg	0.1 lb / 0.05 kg	3000	\$	595.00
Platform Size: 13 x 17.7 x 4.72" (W x D x H)						
	UFM-F NTEP Approved, Large 2" Display, 6,000 Divisions					
	UFM-F60	120 lb / 60 kg	0.02 lb / 0.01 kg	6000	\$	855.00
	UFM-F120	250 lb / 120 kg	0.05 lb / 0.02 kg	6000	\$	855.00
	UFM-F300	600 lb / 300 kg	0.1 lb / 0.05 kg	6000	\$	855.00
	5" Wheel Kit	450 lb each wheel, 2 with brakes			\$	200.00
Platform Size: 16.5 x 20.5 x 4.72" (W x D x H)						
	UFM-L NTEP Approved, Large 2" Display, 6,000 Divisions					
	UFM-L120	250 lb / 120 kg	0.05 lb / 0.02 kg	6000	\$	965.00
	UFM-L300	600 lb / 300 kg	0.1 lb / 0.05 kg	6000	\$	965.00
	UFM-L600	1200 lb / 600 kg	0.2 lb / 0.1 kg	6000	\$	965.00
	5" Wheel Kit	450 lb each wheel, 2 with brakes			\$	200.00
Platform Size: 19.7 x 23.6 x 4.72" (W x D x H)						



Suggested List Prices - August 2005

Platforms						
Series	Model	Capacity	Dimensions	Div	Suggested List Price	
	PF Platform Only					
	BM	60 lb / 130 lb / 300 lb	13 x 17.7 "	6000	\$	400.00
	FM	130 lb / 300 lb / 600 lb	16.5 x 20.5"	6000	\$	550.00
	LM	600 lb / 1200 lb	19.7 x 23.6"	6000	\$	670.00
	XL	300 lb / 600 lb / 1200 lb	23.6 x 31.5"	6000	\$	750.00
Indicators						
Series	Model	Specifications	Div	Suggested List Price		
	W-20 Stainless Steel, Washdown					
	W-20	Configurable divisions and capacity, up to 8 x 350Ω Load Cells Backlight included, 2" high display	30000	\$	393.00	
	W-22 Free Setting Indicator, Integral Printer Model					
	W-22	Hi-Lo-Go, Lot #, time/date, Bi-Direction RS232 to computer, backlight	30000	\$	483.00	
	W-22-RO	Hi-Lo-Go, Lot #, time/date, Bi-Direction RS232 to computer, backlight mini printer and relay outputs	30000	\$	772.00	
	Mounting Kit	Pillar Adapter Mounting Kit		\$	25.00	

SECTION THREE: PRODUCTS FOR SPECIALTY MARKETS

Jewelry Balances						
Series	Model	Capacity	Readability	Pan	Draft Shield	Suggested List Price
	WPS Large, Easy to Read LCD Display with Backlight					
	WPS 110/C/2	110 g	0.001 g	5x5"	3"h	\$ 1,050.00
	WPS 600/C/2	600 g	0.01 g	6.5x6.5"	N/A	\$ 952.00



Suggested List Prices - August 2005

SECTION FOUR: OPTIONS AND ACCESSORIES

Options to be Installed in Weighing Equipment		
Option	Series	Suggested List Price
Backlight	AM, APM, BM, FM, FS, GS, HGM, LM, OM, PM, PS, UFM, XM	\$ 60.00
Printer Interface	BM, FM, LM, OAC, SAC	\$ 100.00
RS232C Interface	BM, DW, FM, LM, NJW, UFM, XM, UFM	\$ 100.00
RS232C Interface - Waterproof	PS, W-20	\$ 125.00
Secondary Rear Panel Mount Display	AM, DM, DW, HGM, OM, XM	\$ 40.00
Spirit Level	GS, XM	\$ 20.00
Oxyweigher	APM	\$ 100.00
Accessories for Weighing Equipment		
Option	Series	Suggested List Price
Printer - Thermal - 9 Pin Dot Matrix ----- Bidirectional		\$ 308.00
Printer - Impact - 8 Pin Dot Matrix ----- Original + Copy		\$ 333.00
Carrying Case	All Toploading Models (except Bel High Capacity)	\$ 80.00
Interface Cables (Serial or Parallel)		On Request
Additional Operations Manual	All Models	\$ 20.00
Additional Maintenance Manual	All Models	\$ 30.00
Additional Display	All Radwag Graphic Display Models	\$ 183.00
Additional Display	All Radwag LCD Display Models	\$ 166.00
Compact PS2 Computer Keyboard	All Radwag Graphic Display Models	\$ 50.00
External Tare and Print Keys	WAS, WAX Toploading Models, WPX	\$ 42.00
Density Kit for Solids and Liquids	WAS, WAX, WPS Toploading Models, WPX	\$ 583.00
Stand for Below Balance Weighing	WAS, WAX, WPS Toploading Models, WPX	\$ 305.00
External Rechargeable Battery Pack	WAS, WAX	\$ 291.00
Anti-theft Cable	WAS, WAX, WPS Toploading, WPX	\$ 48.00
Control Thermometer	WPS Moisture Analysis	\$ 250.00
Disposable Pans (Box of 50)	WPS Moisture Analysis	\$ 26.00
External Power Adapter - 120/10.5 VAC	All Radwag Balances	\$ 30.00
In-use cover	Mark, Ultra Mark Toploading Models	\$ 36.00
External Power Adapter - 120/24 VAC	All Bel Balances	\$ 30.00
Additional Rechargeable Battery	TDW	\$ 35.00
External Power Adapter	All UWE Scales	\$ 28.00
Load Cell Extension Cable (3 ft - 4 pin)	BM, FM, LM	\$ 40.00
Load Cell Extension Cable (3 ft - 5 pin)	UFM	\$ 50.00
Stainless Steel Pillar Kit	APM, PM	\$ 40.00
Stainless Steel Pan Cover	XM	\$ 23.00
5" Wheel Kit	FM, LM, PD, UFM-F, UFM-L	\$ 200.00
5" Wheel Kit - Stainless Steel	FS	\$ 300.00
<p>Please Note: Prices and specifications are subject to change without notice.</p> <p>Limited Warranty Period: 2 years on all UWE products, 5 years on all Bel and Radwag products, 1 year on all other weighing products</p> <p>Volume discounts are available</p>		